

THE JUDICIAL CONFERENCE OF THE UNITED STATES

*2017 Bankruptcy Judgeship
Recommendations*



COURT PROFILES

BANKRUPTCY JUDGESHIP SURVEY

The Judicial Conference is required to recommend to Congress from time to time the number of bankruptcy judges needed in each district. 28 U.S.C. § 152(b)(2). The Committee on the Administration of the Bankruptcy System (Bankruptcy Committee) assists the Conference in meeting this statutory obligation by conducting national bankruptcy judgeship needs surveys and making recommendations to the Conference. A 1991 Conference policy specifies that these surveys be conducted every two years and sets out a number of workload factors that should be considered in assessing a circuit's request for additional bankruptcy judgeships. JCUS-MAR 91, pp. 12-13.

In September 2010, the Conference adopted new case weights for assessing a district's judicial workload and bankruptcy judgeship needs. JCUS-SEP 10, pp 8-9. The 2010 case weights were developed by the Federal Judicial Center at the Bankruptcy Committee's request, using data derived from a 2008-2009 diary time study. The Conference also consolidated its policies concerning assessment of additional judgeship needs, the continuing need for existing judgeships, and the conversion of existing temporary judgeships to permanent status in 2010. JCUS-SEP 10, pp. 8-9. Most recently, during its September 2014 session the Judicial Conference approved a modification of the case-weighting system used in assessing each district's judicial workload and the need for bankruptcy judgeship resources to include an adjustment for mega chapter 11 cases. JCUS-SEP 14, p. 6.

Under Judicial Conference policy, if a district's annual weighted caseload per authorized judgeship is 1,500 weighted filings or more, the district will receive consideration for an additional judgeship. Recognizing that other factors can also necessitate additional judgeships, consideration is given to: the nature and mix of the court's caseload; historical caseload data and filing trends; geographic, economic, and demographic factors in the district; the effectiveness of case management efforts by the court; and the availability of alternative solutions and resources for handling the court's judicial workload.

Requests to convert existing temporary judgeships to permanent status are evaluated from the same perspective as the assessment of requests for additional judgeships, using the same weighted caseload standard of 1,500 weighted filings per judgeship and the same additional factors. If a district with a temporary judgeship were to lose that judgeship, and the resulting per-judgeship weighted filings in that district would meet or exceed 1,500, it is considered to be evidence of the need to convert the temporary judgeship to permanent status and the Bankruptcy Committee then considers the additional factors in making the final recommendation.

2017 BANKRUPTCY RECOMMENDATIONS

On behalf of the Bankruptcy Committee, the Administrative Office of the U.S. Courts received requests for the creation of 5 additional bankruptcy judgeships in eight districts. Fourteen bankruptcy courts requested conversion of 16 temporary judgeships to permanent status, and one bankruptcy court requested an extension of its temporary judgeship.

Each bankruptcy judgeship request received by the Bankruptcy Committee was formally approved by the respective circuit council before the Committee met in December 2016. The requests and reports relating to each requesting bankruptcy court were analyzed by the Committee's Subcommittee on Judgeships (Subcommittee). The Subcommittee's analyses and final recommendations were developed using data for the 12-month period ending September 30, 2016, the most recent data available at the time of their review. In addition to considering each court's weighted filings per authorized bankruptcy judgeship, a variety of other factors (including the nature and mix of the caseload, geography, and the local economy) were reviewed before the Subcommittee submitted its recommendations to the full Bankruptcy Committee.

The Bankruptcy Committee voted unanimously to approve four requests for additional permanent judgeships and 14 requests for conversion of the temporary judgeships to permanent status. These requests were approved based upon a combination of the 1,500 weighted caseload threshold and on the other factors noted above. At its March 2017 meeting, the Judicial Conference approved the recommendation to create four additional bankruptcy judgeships and to convert of 14 temporary bankruptcy judgeships to permanent status.

**BANKRUPTCY JUDGESHIP RECOMMENDATIONS
OF THE JUDICIAL CONFERENCE OF THE UNITED STATES
2017**

	Total Current Bankruptcy Judgeships	2017 Judicial Conference Recommendation 4 new judgeships 14 conversions from T to P
First Circuit		
Puerto Rico	2P, 2T	2 Conversions
Third Circuit		
Delaware	1P, 5T	2P and 5 Conversions
Fourth Circuit		
Maryland	4P, 3T	1 Conversions
North Carolina – Eastern District	2P, 1T	1 Conversion
Virginia – Eastern District	5P, 1T	1 Conversion
Sixth Circuit		
Michigan – Eastern District	4P, 1T	1P and 1 Conversion
Ninth Circuit		
Nevada	3P, 1T	1 Conversion
Eleventh Circuit		
Florida – Middle District	8P	1P
Florida – Southern District	5P, 2T	2 Conversions

**Key: P = Permanent Judgeship
T = Temporary Judgeship**

District of Puerto Rico

Authorized Judgeships	
Permanent:	2
Temporary:	2
Total Authorized:	4

2017 Conference Recommendation	
Additional Judgeships:	-
Conversions:	2
Extensions:	-

Summary: Given that the loss of one temporary judgeship would cause weighted filings to rise to 1,875 per judgeship, 25 percent above the 1,500 threshold, and that the loss of the second temporary would cause weighted filings to rise to 2,812 per judgeship, the caseload and other factors support a recommendation to convert both temporary judgeships to permanent status.

Current Authorized Judgeships: 2 Permanent and 2 Temporary

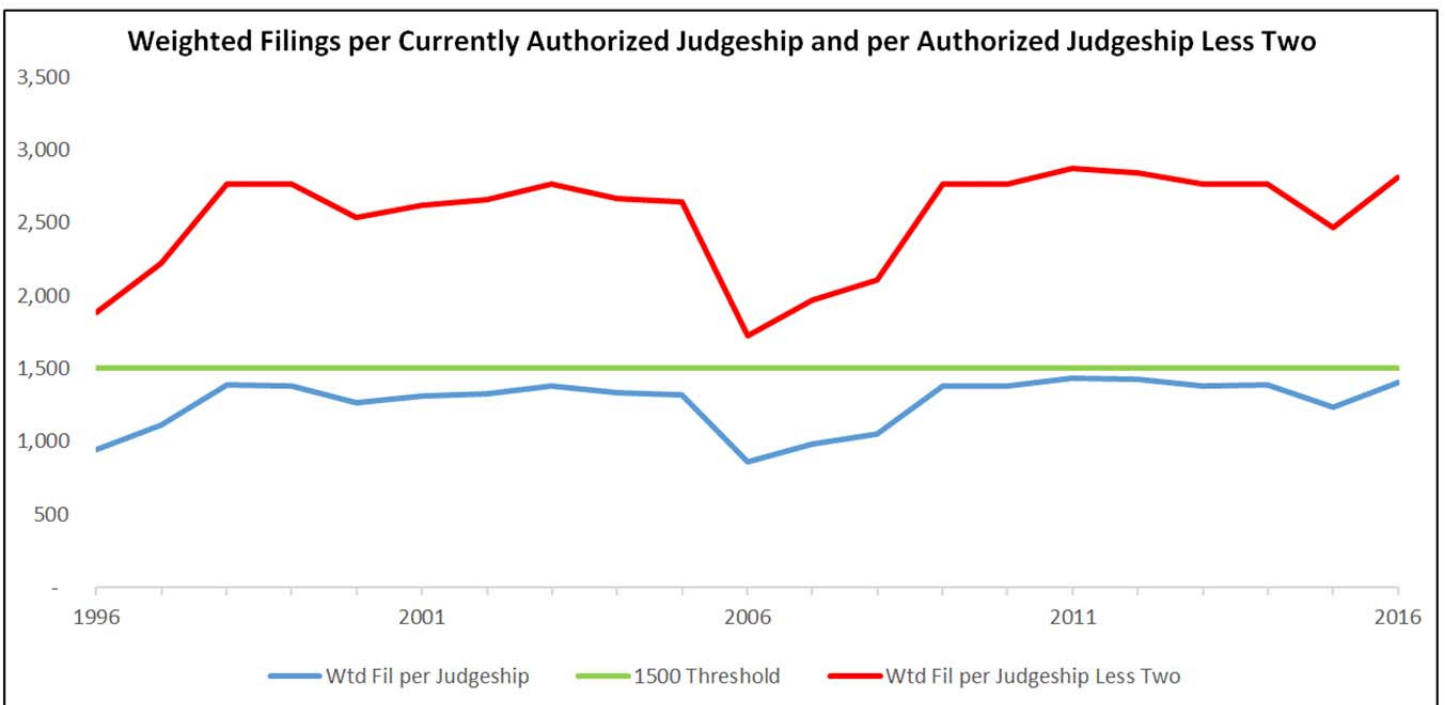
History of Judgeship Authorizations: 2 Permanent in 1984, Pub. L. No. 98-353
 1 Temporary in 1992, Pub. L. No. 102-361
 1 Temporary in 2005, Pub. L. No. 109-8

Lapse Date for Temporary Judgeships: May 25, 2017

Recalled Judges: None

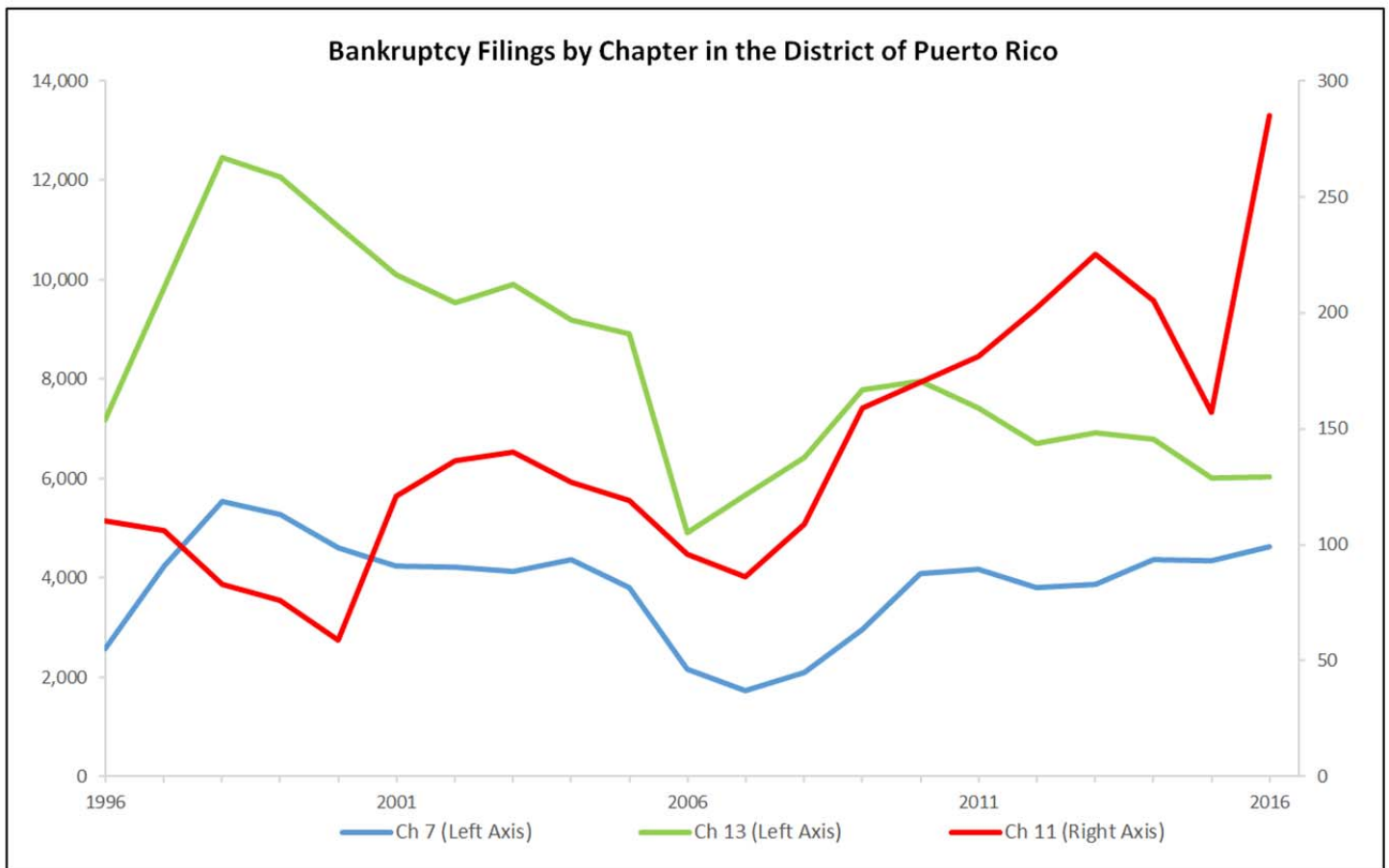
2013 Judicial Conference Recommendation: None

2015 Judicial Conference Recommendation: Convert 2 Temporary Judgeships to Permanent



District of Puerto Rico

12 Months Ended	Total	Business	Non-business	Ch 7	Ch 11	Ch 13	Adv Proc	Authorized Judgeships	Weighted Filings per Currently Authorized Judgeship		
									Current	Losing 1	Losing 2
9/30/1996	9,856	314	9,542	2,567	110	7,175	133	3	944	1,259	1,888
9/30/1997	14,164	161	14,003	4,226	106	9,829	89	3	1,112	1,482	2,223
9/30/1998	18,072	141	17,931	5,528	83	12,461	117	3	1,385	1,847	2,770
9/30/1999	17,427	147	17,280	5,283	76	12,068	136	3	1,384	1,845	2,768
9/30/2000	15,740	232	15,508	4,610	59	11,068	126	3	1,268	1,690	2,535
9/30/2001	14,435	286	14,149	4,225	121	10,089	108	3	1,310	1,747	2,620
9/30/2002	13,880	393	13,487	4,209	136	9,533	171	3	1,330	1,773	2,659
9/30/2003	14,178	261	13,917	4,132	140	9,896	191	3	1,384	1,845	2,767
9/30/2004	13,695	263	13,432	4,374	127	9,188	280	3	1,333	1,778	2,667
9/30/2005	12,844	395	12,449	3,799	119	8,916	311	4	1,321	1,762	2,643
9/30/2006	7,167	316	6,851	2,150	96	4,903	263	4	862	1,149	1,723
9/30/2007	7,502	256	7,246	1,735	86	5,673	341	4	985	1,314	1,971
9/30/2008	8,645	328	8,317	2,101	109	6,413	200	4	1,053	1,404	2,106
9/30/2009	10,922	390	10,532	2,953	159	7,791	259	4	1,384	1,845	2,768
9/30/2010	12,232	420	11,812	4,085	170	7,962	214	4	1,382	1,843	2,764
9/30/2011	11,827	464	11,363	4,181	181	7,421	258	4	1,438	1,918	2,877
9/30/2012	10,727	431	10,296	3,795	202	6,692	448	4	1,423	1,897	2,846
9/30/2013	11,043	417	10,626	3,872	225	6,925	260	4	1,384	1,845	2,768
9/30/2014	11,377	374	11,003	4,366	205	6,779	296	4	1,385	1,847	2,771
9/30/2015	10,533	311	10,222	4,343	157	6,016	325	4	1,233	1,644	2,467
9/30/2016	10,973	457	10,516	4,628	285	6,037	278	4	1,406	1,875	2,812



District of Delaware

Authorized Judgeships	
Permanent:	1
Temporary:	5
Total Authorized:	6

2017 Conference Recommendation	
Additional Judgeships:	2
Conversions:	5
Extensions:	-

Summary: One additional judgeship would reduce weighted filings to 2,376 per judgeship, and a second additional judgeship would reduce weighted filings to 2,079 per judgeship, 38 percent above the threshold. Given the caseload and other factors, there is sufficient basis to support recommending two additional permanent judgeships.

In addition to the additional permanent judgeships, the conversion of all five temporary judgeships is clearly warranted as weighted filings would rise to 3,326 per judgeship, more than double the 1,500 per judgeship threshold, with the loss of just one temporary judgeship and with no additional permanent judgeships. If the recommended additional permanent judgeships are authorized, the loss of even a single temporary judgeship would cause weighted filings to be 2,772 per judgeship, 84 percent above 1,500 per judgeship threshold.

Current Authorized Judgeships: 1 Permanent and 5 Temporary

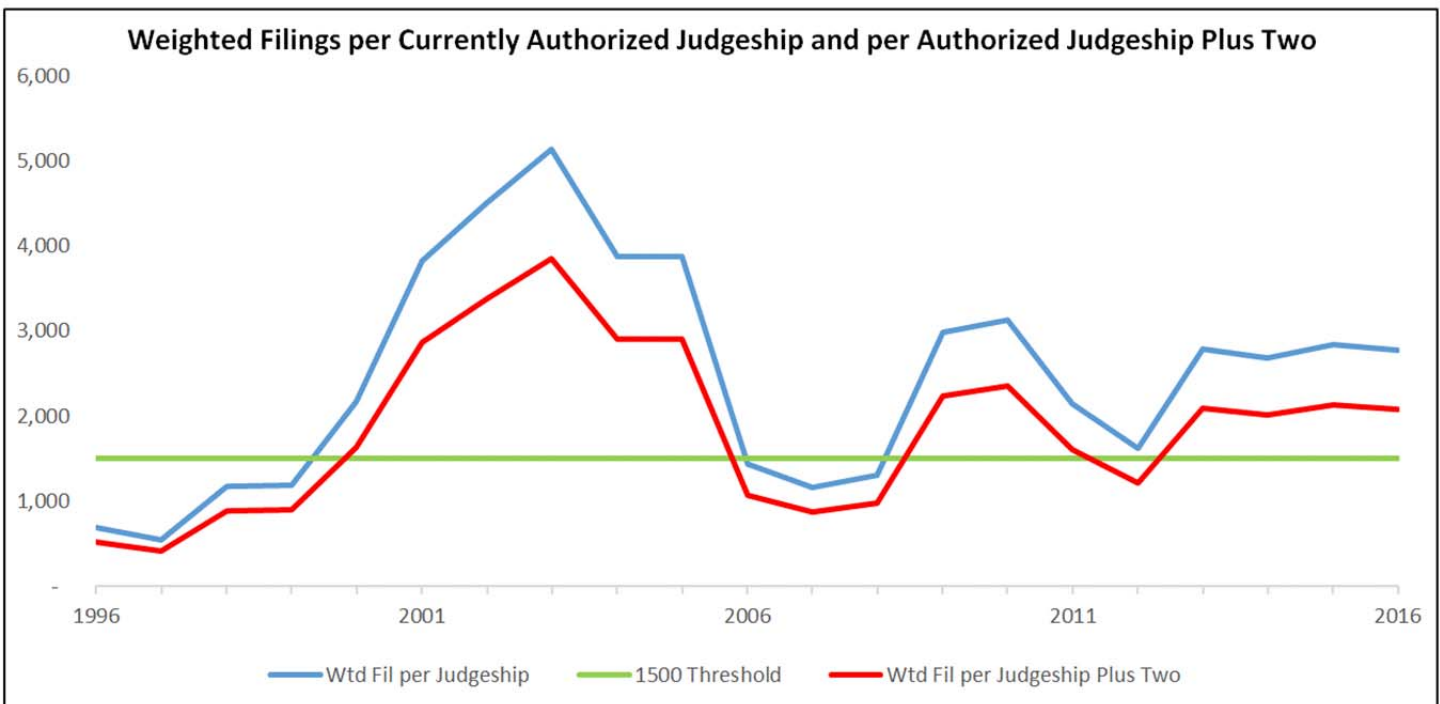
History of Judgeship Authorizations:
 1 Permanent in 1984, Pub. L. No. 98-353
 1 Temporary in 1992, Pub. L. No. 102-361
 4 Temporary in 2005, Pub. L. No. 109-8

Lapse Date for Temporary Judgeships: May 25, 2017

Recalled Judges: None

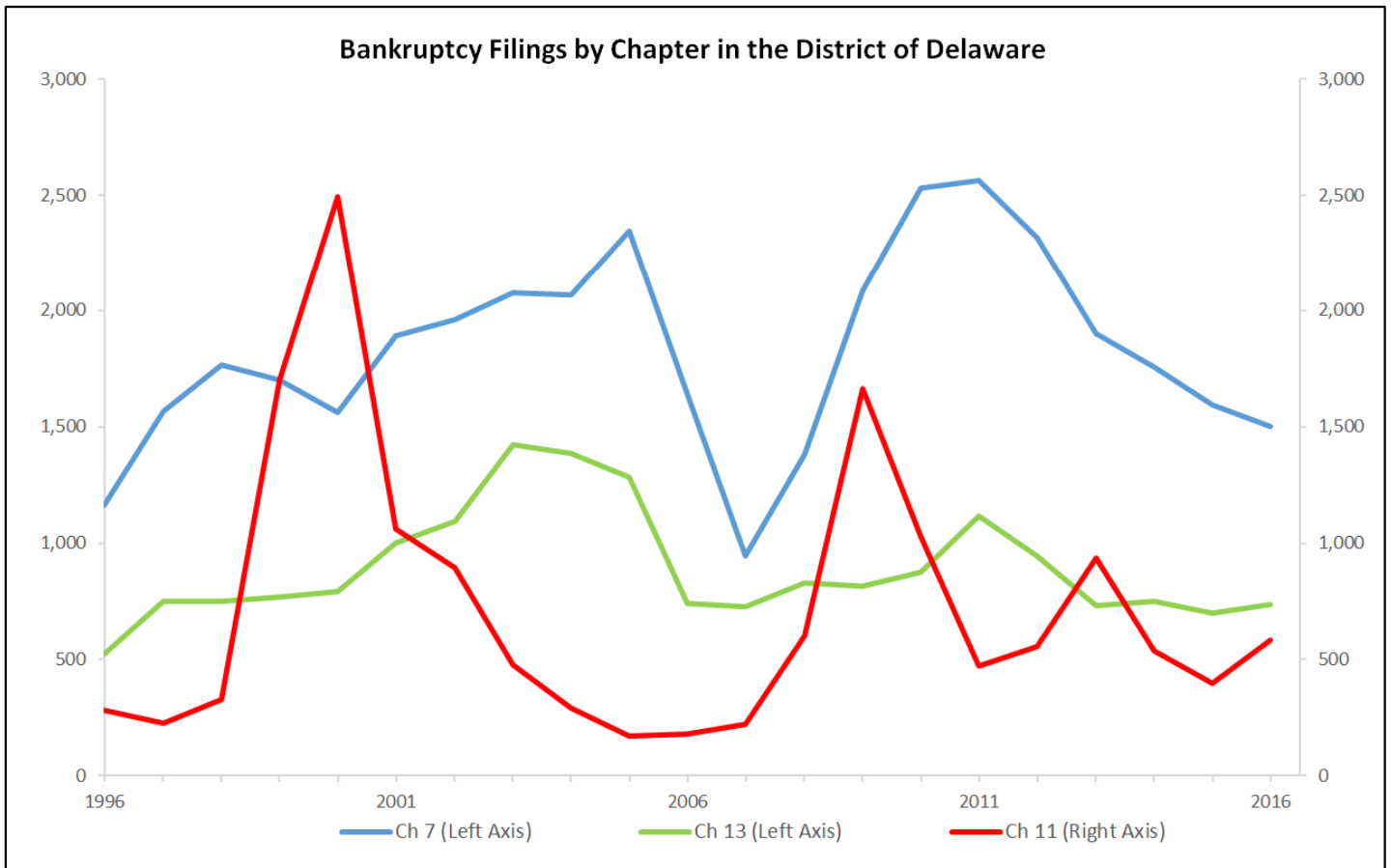
2013 Judicial Conference Recommendation: 1 Additional Temporary Judgeship and Convert 5 Temporary Judgeships to Permanent

2015 Judicial Conference Recommendation: 2 Additional Permanent Judgeships and Convert 5 Temporary Judgeships to Permanent



District of Delaware

12 Months Ended	Total	Business	Non-business	Ch 7	Ch 11	Ch 13	Adv Proc	Authorized Judgeships	Weighted Filings per Currently Authorized Judgeship		
									Current	Adding 1	Adding 2
9/30/1996	1,970	307	1,663	1,163	280	524	505	2	687	589	516
9/30/1997	2,545	252	2,293	1,567	227	750	349	2	548	470	411
9/30/1998	2,841	337	2,504	1,763	329	749	1,773	2	1,173	1,006	880
9/30/1999	4,168	1,703	2,465	1,700	1,700	768	773	2	1,190	1,020	892
9/30/2000	4,849	2,527	2,322	1,563	2,492	794	1,588	2	2,174	1,863	1,630
9/30/2001	3,951	1,133	2,818	1,889	1,060	1,002	5,547	2	3,829	3,282	2,872
9/30/2002	3,966	981	2,985	1,960	892	1,094	8,538	2	4,512	3,868	3,384
9/30/2003	3,978	551	3,427	2,074	475	1,424	9,990	2	5,138	4,404	3,853
9/30/2004	3,740	351	3,389	2,065	290	1,385	9,642	2	3,882	3,328	2,912
9/30/2005	3,798	226	3,572	2,343	172	1,281	10,227	6	3,872	3,319	2,904
9/30/2006	2,562	218	2,344	1,641	179	742	2,356	6	1,431	1,227	1,073
9/30/2007	1,897	288	1,609	947	220	727	1,944	6	1,158	993	868
9/30/2008	2,827	729	2,098	1,379	603	830	1,581	6	1,298	1,113	974
9/30/2009	4,592	1,854	2,738	2,086	1,662	815	2,736	6	2,980	2,554	2,235
9/30/2010	4,459	1,159	3,300	2,530	1,029	875	4,256	6	3,132	2,685	2,349
9/30/2011	4,195	615	3,580	2,561	470	1,116	6,513	6	2,143	1,837	1,607
9/30/2012	3,879	738	3,141	2,315	554	947	1,649	6	1,619	1,387	1,214
9/30/2013	3,581	1,083	2,498	1,897	937	730	2,834	6	2,790	2,391	2,092
9/30/2014	3,070	687	2,383	1,755	539	748	997	6	2,676	2,294	2,007
9/30/2015	2,699	553	2,146	1,593	396	701	1,698	6	2,842	2,436	2,132
9/30/2016	2,876	745	2,131	1,503	584	738	2,184	6	2,772	2,376	2,079



District of Maryland

Authorized Judgeships	
Permanent:	4
Temporary:	3
Total Authorized:	7

2017 Conference Recommendation	
Additional Judgeships:	-
Conversions:	1
Extensions:	-

Summary: Weighted filings would rise to 1,579 per judgeship with the loss of all three temporary judgeships, and would increase to 1,263 per judgeship if two temporary judgeships are lost. Based on the caseload and additional factors, there is sufficient basis to support a recommendation to convert one of the three temporary judgeships to permanent status. If only one temporary judgeship is lost, weighted filings would remain 30 percent below the 1,500 threshold at 1,052 per judgeship. Therefore, the caseload is not sufficient to recommend conversion of all three temporary judgeships.

Current Authorized Judgeships: 4 Permanent and 3 Temporary

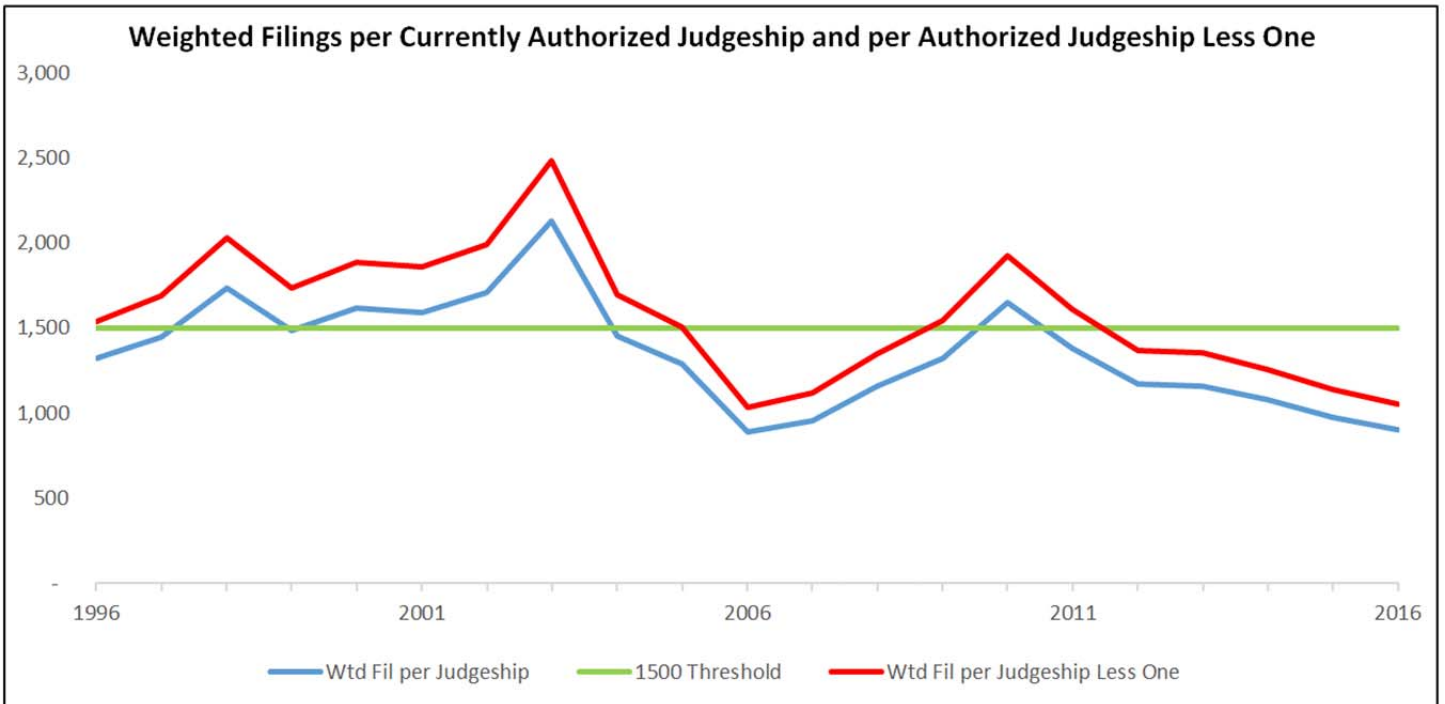
History of Judgeship Authorizations:
 2 Permanent in 1984, Pub. L. No. 98-353
 1 Permanent in 1986, Pub. L. No. 99-554
 1 Permanent in 1992, Pub. L. No. 102-361
 3 Temporary in 2005, Pub. L. No. 109-8

Lapse Date for Temporary Judgeships: May 25, 2017

Recalled Judges: 2

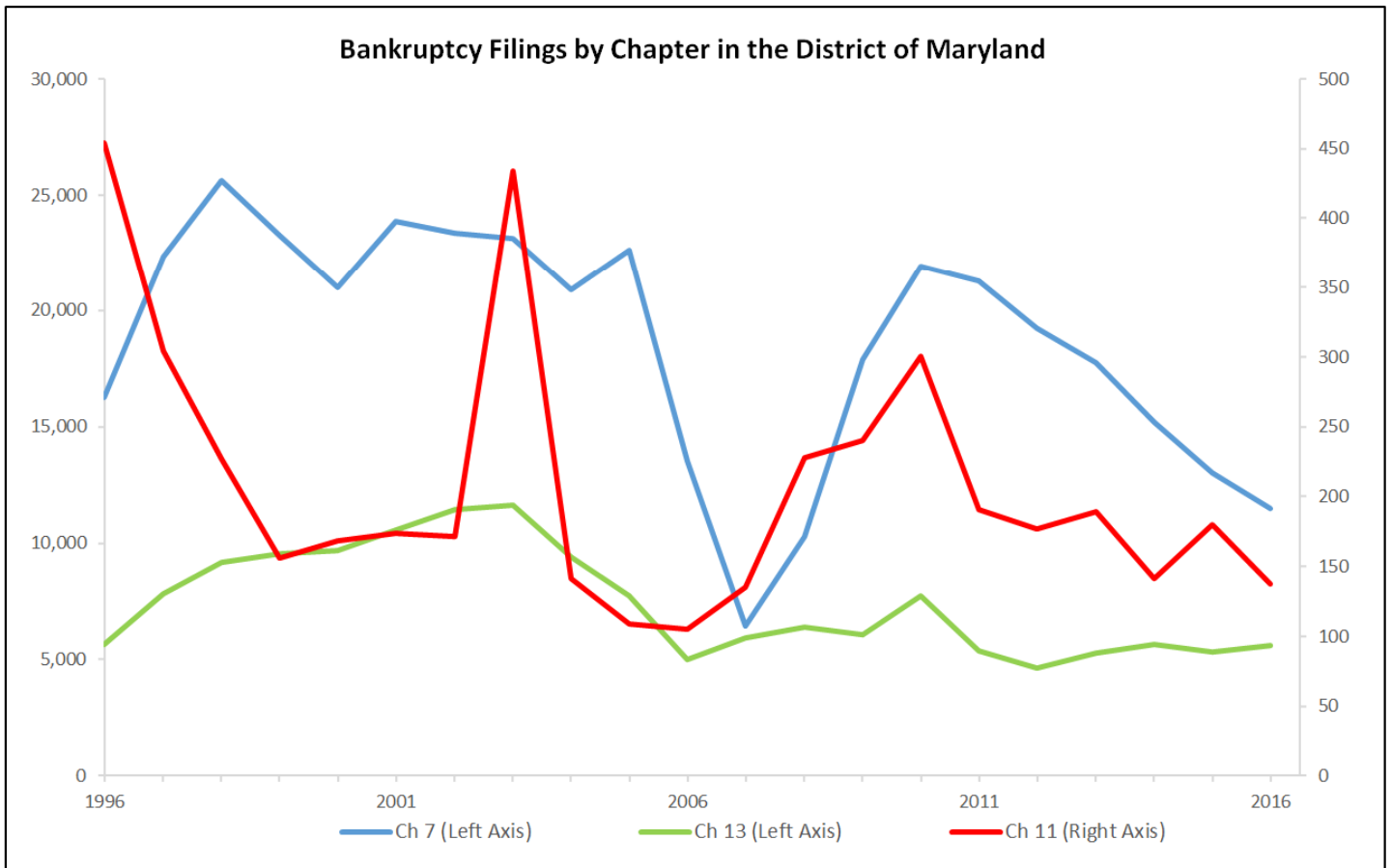
2013 Judicial Conference Recommendation: Convert 2 Temporary Judgeships to Permanent

2015 Judicial Conference Recommendation: Convert 2 Temporary Judgeships to Permanent



District of Maryland

12 Months Ended	Total	Business	Non-business	Ch 7	Ch 11	Ch 13	Adv Proc	Authorized Judgeships	Weighted Filings per Currently Authorized Judgeship	
									Current	Losing 1
9/30/1996	22,370	1,517	20,853	16,280	454	5,636	1,173	4	1,318	1,538
9/30/1997	30,508	1,632	28,876	22,351	304	7,848	1,252	4	1,447	1,688
9/30/1998	35,023	1,398	33,625	25,639	227	9,152	2,092	4	1,738	2,028
9/30/1999	32,931	827	32,104	23,247	156	9,526	1,605	4	1,487	1,735
9/30/2000	30,833	697	30,136	20,980	168	9,685	1,902	4	1,619	1,889
9/30/2001	34,610	782	33,828	23,868	174	10,568	1,449	4	1,592	1,858
9/30/2002	34,963	636	34,327	23,353	171	11,439	1,690	4	1,706	1,991
9/30/2003	35,173	806	34,367	23,102	434	11,632	1,690	4	2,127	2,482
9/30/2004	30,438	431	30,007	20,882	141	9,415	1,547	4	1,451	1,692
9/30/2005	30,448	616	29,832	22,585	109	7,754	1,316	7	1,288	1,502
9/30/2006	18,608	500	18,108	13,523	105	4,980	998	7	886	1,034
9/30/2007	12,509	389	12,120	6,448	135	5,925	1,123	7	957	1,116
9/30/2008	16,926	525	16,401	10,302	228	6,395	985	7	1,157	1,349
9/30/2009	24,179	874	23,305	17,890	240	6,048	859	7	1,324	1,545
9/30/2010	29,938	879	29,059	21,903	300	7,728	981	7	1,652	1,927
9/30/2011	26,829	686	26,143	21,248	191	5,387	1,040	7	1,382	1,613
9/30/2012	24,064	616	23,448	19,242	177	4,640	873	7	1,173	1,369
9/30/2013	23,193	570	22,623	17,735	189	5,265	857	7	1,160	1,353
9/30/2014	21,006	461	20,545	15,202	141	5,661	1,001	7	1,079	1,259
9/30/2015	18,521	484	18,037	13,020	180	5,320	652	7	976	1,138
9/30/2016	17,212	373	16,839	11,475	137	5,594	654	7	902	1,052



Eastern District of North Carolina

Authorized Judgeships	
Permanent:	2
Temporary:	1
Total Authorized:	3

2017 Conference Recommendation	
Additional Judgeships:	-
Conversions:	1
Extensions:	-

Summary: Given that the loss of the temporary judgeship would cause weighted filings to rise to 1,590 per judgeship, 6 percent above the 1,500 per judgeship threshold, the caseload is sufficient to support a recommendation to convert the temporary judgeship to permanent status.

Current Authorized Judgeships: 2 Permanent and 1 Temporary

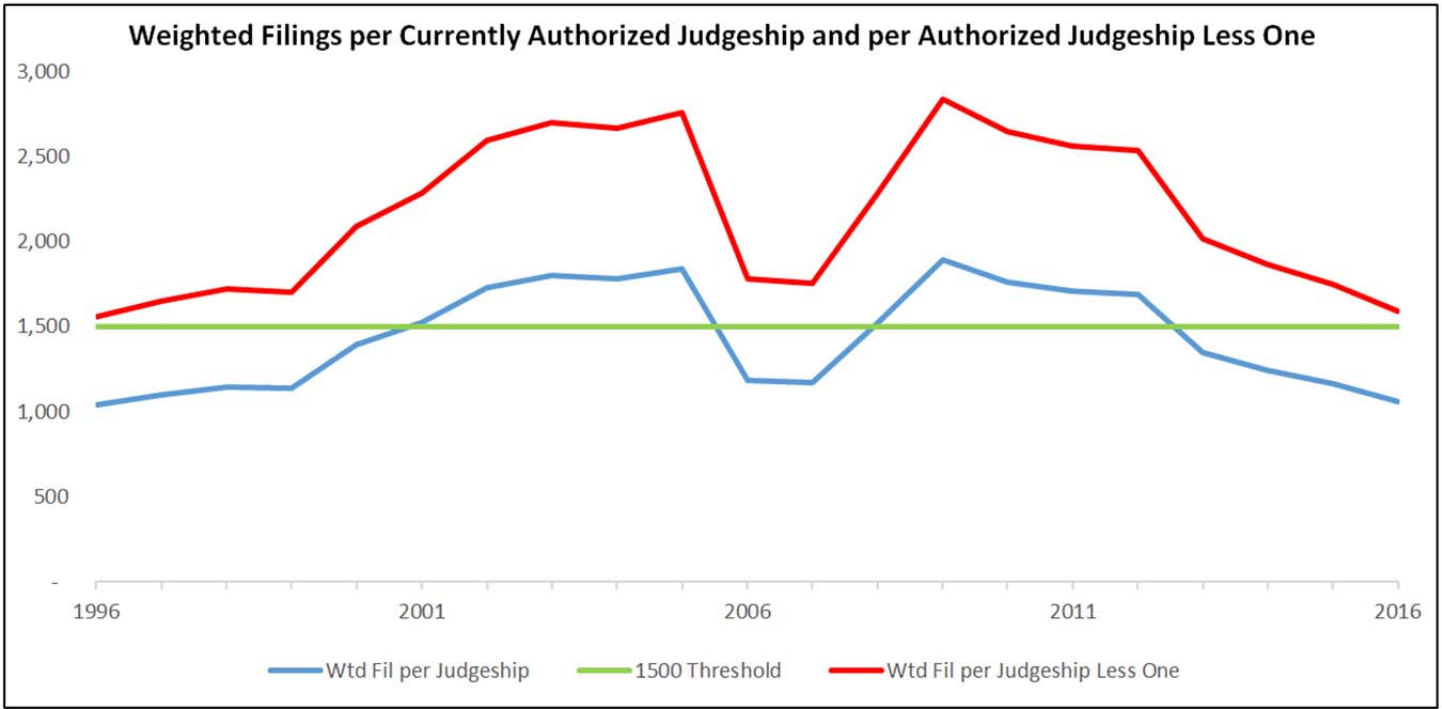
History of Judgeship Authorizations: 2 Permanent in 1984, Pub. L. No. 98-353
1 Temporary in 2005, Pub. L. No. 109-8

Lapse Date for Temporary Judgeships: May 25, 2017

Recalled Judges: None

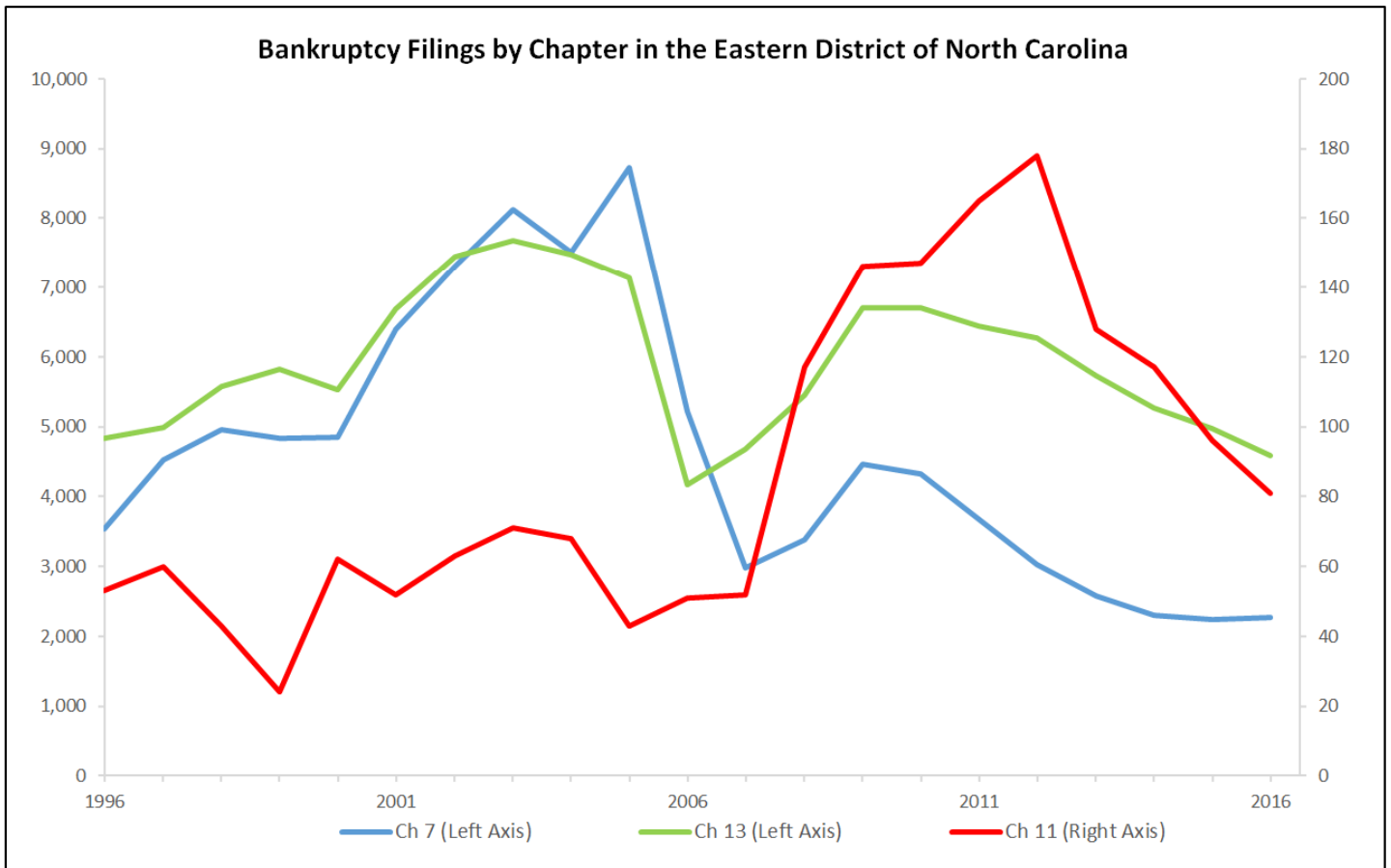
2013 Judicial Conference Recommendation: Convert 1 Temporary Judgeship to Permanent

2015 Judicial Conference Recommendation: Convert 1 Temporary Judgeship to Permanent



Eastern District of North Carolina

12 Months Ended	Total	Business	Non-business	Ch 7	Ch 11	Ch 13	Adv Proc	Authorized Judgeships	Weighted Filings per Currently Authorized Judgeship	
									Current	Losing 1
9/30/1996	8,423	475	7,948	3,533	53	4,825	273	2	1,040	1,559
9/30/1997	9,577	435	9,142	4,520	60	4,987	249	2	1,100	1,650
9/30/1998	10,593	362	10,231	4,963	43	5,574	238	2	1,146	1,720
9/30/1999	10,697	250	10,447	4,839	24	5,826	230	2	1,136	1,704
9/30/2000	10,433	270	10,163	4,846	62	5,520	526	2	1,393	2,090
9/30/2001	13,144	229	12,915	6,397	52	6,687	340	2	1,524	2,286
9/30/2002	14,820	232	14,588	7,310	63	7,441	410	2	1,729	2,594
9/30/2003	15,896	196	15,700	8,129	71	7,681	337	2	1,799	2,698
9/30/2004	15,054	189	14,865	7,499	68	7,477	401	2	1,779	2,668
9/30/2005	15,905	183	15,722	8,719	43	7,137	571	3	1,838	2,756
9/30/2006	9,451	192	9,259	5,218	51	4,175	425	3	1,186	1,779
9/30/2007	7,703	182	7,521	2,974	52	4,674	328	3	1,171	1,756
9/30/2008	8,956	334	8,622	3,374	117	5,458	304	3	1,520	2,280
9/30/2009	11,326	521	10,805	4,466	146	6,707	313	3	1,891	2,837
9/30/2010	11,176	504	10,672	4,318	147	6,700	346	3	1,763	2,645
9/30/2011	10,288	484	9,804	3,670	165	6,443	399	3	1,708	2,562
9/30/2012	9,472	482	8,990	3,021	178	6,263	314	3	1,690	2,535
9/30/2013	8,429	309	8,120	2,577	128	5,723	230	3	1,346	2,018
9/30/2014	7,686	286	7,400	2,306	117	5,259	252	3	1,244	1,866
9/30/2015	7,308	248	7,060	2,236	96	4,966	242	3	1,165	1,748
9/30/2016	6,950	210	6,740	2,276	81	4,585	221	3	1,060	1,590



Eastern District of Michigan

Authorized Judgeships	
Permanent:	4
Temporary:	1
Total Authorized:	5

2017 Conference Recommendation	
Additional Judgeships:	1
Conversions:	1
Extensions:	-

Summary: One additional judgeship would reduce weighted filings to 1,399 per judgeship. Given the caseload and other factors, there is sufficient basis to support recommending one additional permanent judgeship.

In addition to the additional permanent judgeship, the conversion of the temporary judgeship is warranted as weighted filings would rise to 2,099 per judgeship, 40 percent above the 1,500 per judgeship standard, with the lapse of the temporary judgeship and with no additional permanent judgeships. If an additional judgeship is authorized, weighted filings would remain at 1,679 per judgeship if the temporary judgeship lapses. Therefore, the caseload and other factors support both an additional permanent judgeship and the conversion of the temporary judgeship to permanent status.

Current Authorized Judgeships: 4 Permanent and 1 Temporary

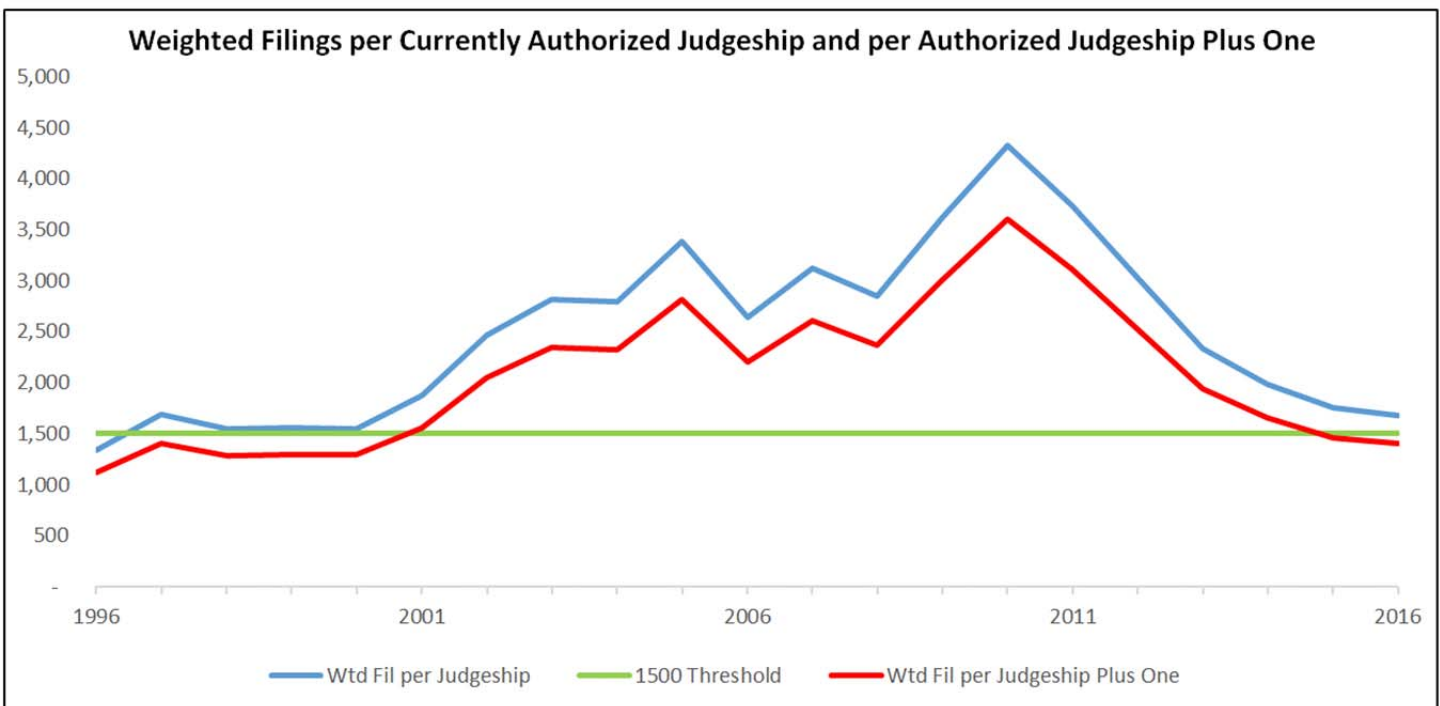
History of Judgeship Authorizations: 4 Permanent in 1984, Pub. L. No. 98-353
1 Temporary in 2005, Pub. L. No. 109-8

Lapse Date for Temporary Judgeships: May 25, 2017

Recalled Judges: 1

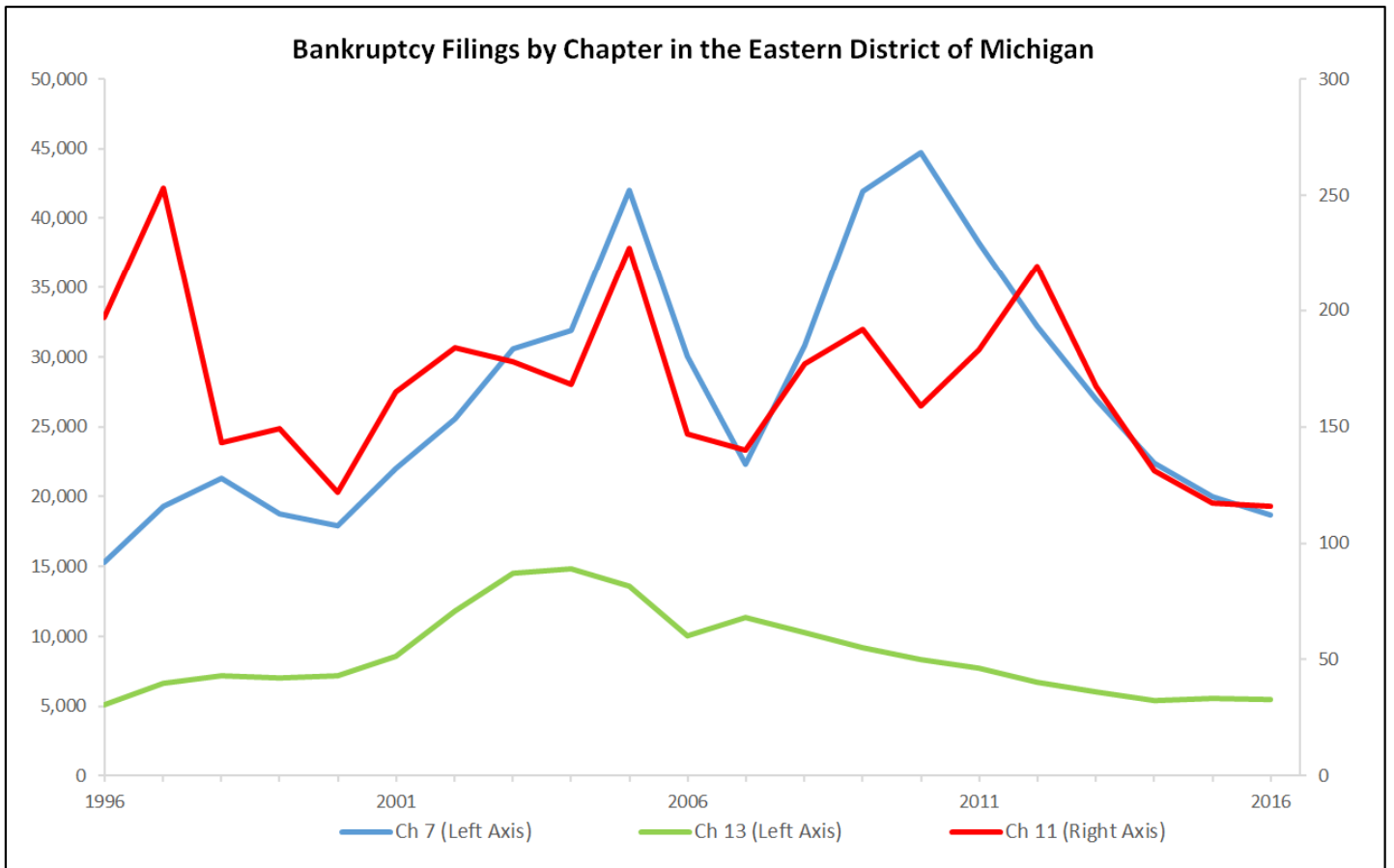
2013 Judicial Conference Recommendation: 3 Additional Permanent Judgeships and Convert 1 Temporary Judgeship to Permanent

2015 Judicial Conference Recommendation: 2 Additional Permanent Judgeships and Convert 1 Temporary Judgeship to Permanent



Eastern District of Michigan

12 Months Ended	Total	Business	Non-business	Ch 7	Ch 11	Ch 13	Adv Proc	Authorized Judgeships	Weighted Filings per Currently Authorized Judgeship	
									Current	Adding 1
9/30/1996	20,617	569	20,048	15,315	197	5,091	1,214	4	1,343	1,119
9/30/1997	26,163	650	25,513	19,273	253	6,624	1,305	4	1,683	1,402
9/30/1998	28,628	391	28,237	21,310	143	7,167	1,142	4	1,546	1,289
9/30/1999	25,962	377	25,585	18,776	149	7,030	1,204	4	1,558	1,299
9/30/2000	25,213	331	24,882	17,934	122	7,150	1,220	4	1,551	1,293
9/30/2001	30,731	386	30,345	21,993	165	8,573	1,300	4	1,870	1,559
9/30/2002	37,517	442	37,075	25,551	184	11,779	1,783	4	2,462	2,051
9/30/2003	45,230	427	44,803	30,537	178	14,508	1,855	4	2,814	2,345
9/30/2004	46,935	414	46,521	31,923	168	14,839	1,645	4	2,790	2,325
9/30/2005	55,845	519	55,326	42,017	227	13,596	2,469	5	3,380	2,817
9/30/2006	40,168	601	39,567	30,006	147	10,002	2,294	5	2,636	2,197
9/30/2007	33,799	739	33,060	22,301	140	11,346	3,028	5	3,122	2,602
9/30/2008	41,227	1,081	40,146	30,778	177	10,262	2,054	5	2,843	2,369
9/30/2009	51,286	1,362	49,924	41,887	192	9,193	3,470	5	3,620	3,016
9/30/2010	53,218	1,383	51,835	44,722	159	8,327	5,319	5	4,326	3,605
9/30/2011	46,118	1,179	44,939	38,189	183	7,736	4,519	5	3,739	3,115
9/30/2012	39,146	919	38,227	32,194	219	6,719	3,071	5	3,023	2,519
9/30/2013	33,146	704	32,442	26,967	167	5,998	2,260	5	2,333	1,945
9/30/2014	27,872	485	27,387	22,362	131	5,363	1,827	5	1,987	1,656
9/30/2015	25,725	484	25,241	20,029	117	5,568	1,666	5	1,752	1,460
9/30/2016	24,250	406	23,844	18,670	116	5,448	1,781	5	1,679	1,399



District of Nevada

Authorized Judgeships	
Permanent:	3
Temporary:	1
Total Authorized:	4

2017 Conference Recommendation	
Additional Judgeships:	-
Conversions:	1
Extensions:	-

Summary: Given that the loss of the temporary judgeship would cause weighted filings to rise to 1,394 per judgeship, the caseload and other factors support a recommendation to convert the temporary judgeship to permanent status.

Current Authorized Judgeships: 3 Permanent and 1 Temporary

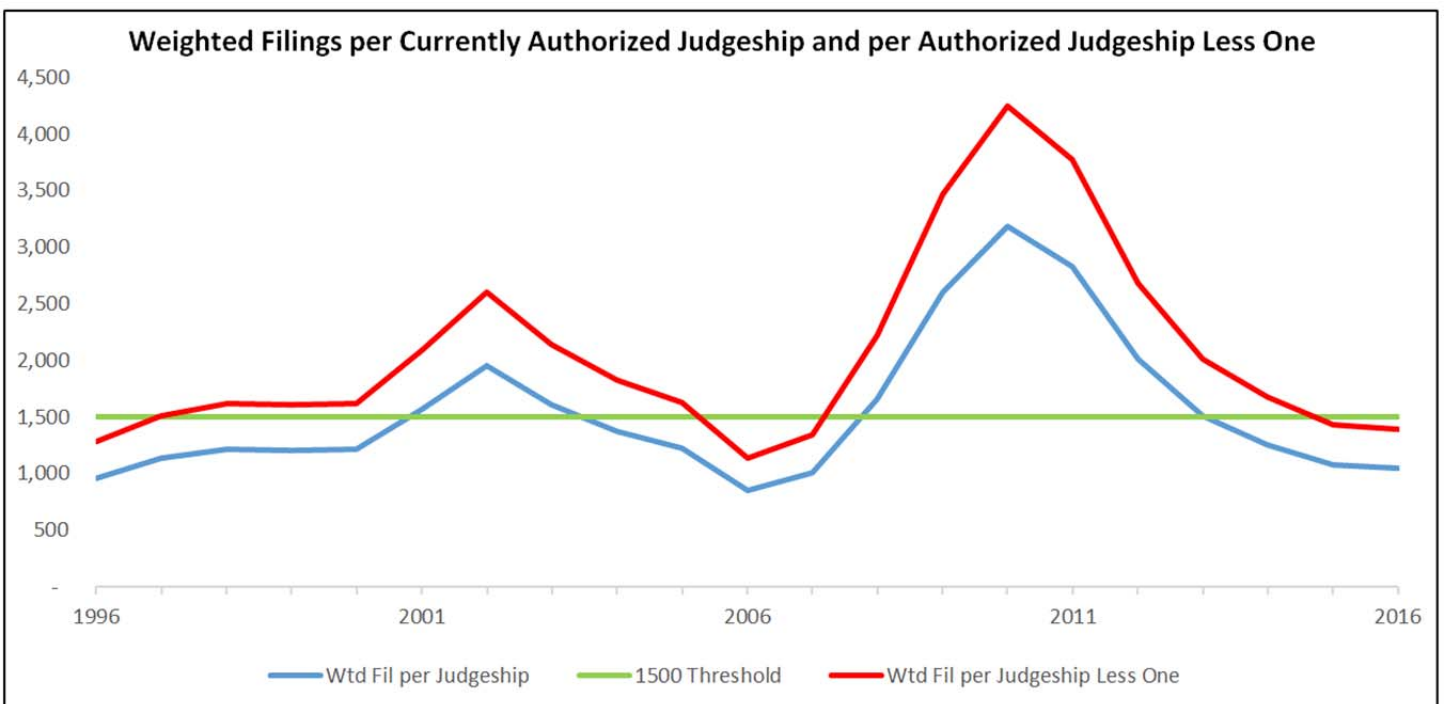
History of Judgeship Authorizations:
 2 Permanent in 1984, Pub. L. No. 98-353
 1 Permanent in 1986, Pub. L. No. 99-554
 1 Temporary in 2005, Pub. L. No. 109-8

Lapse Date for Temporary Judgeships: May 25, 2017

Recalled Judges: 1

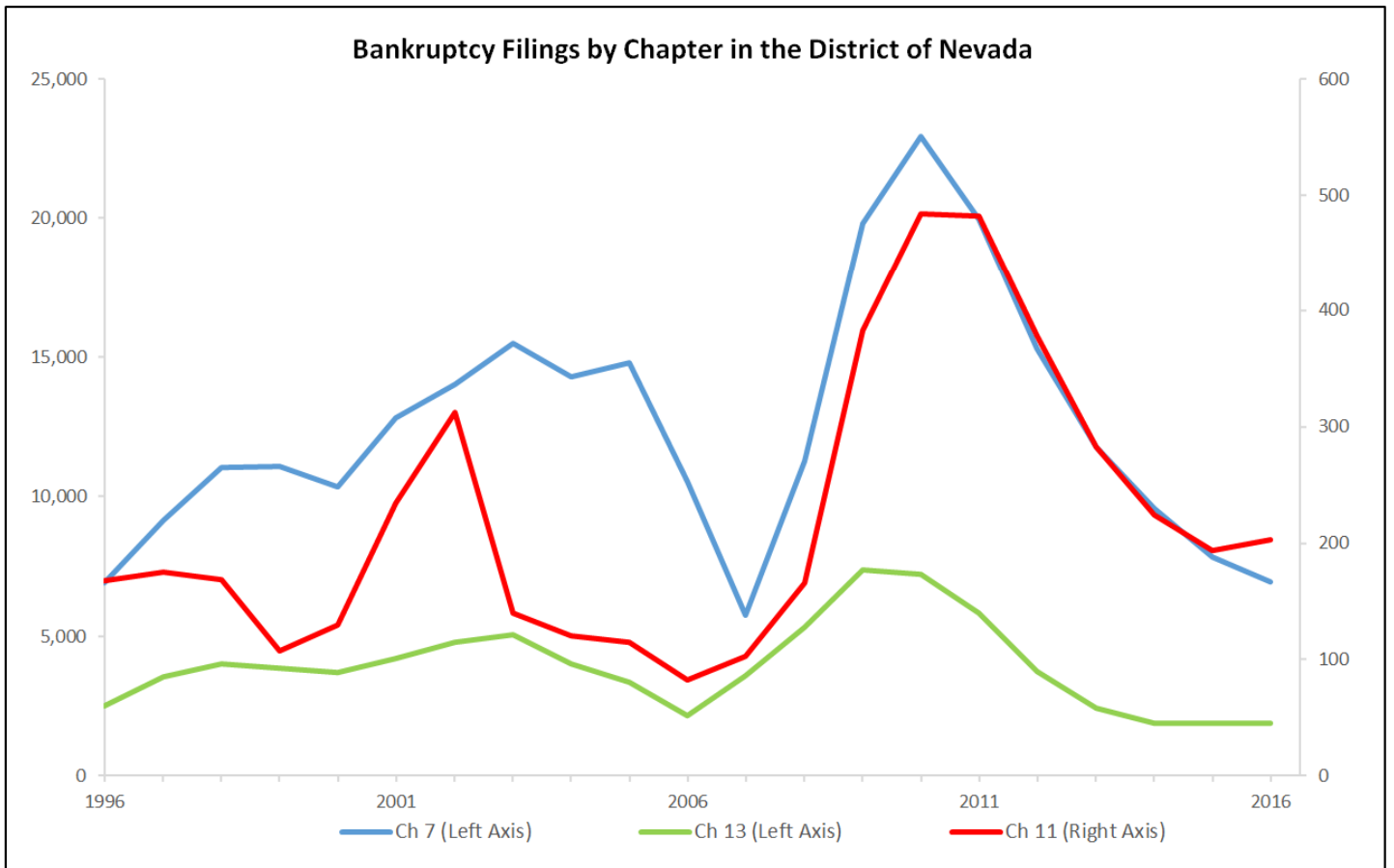
2013 Judicial Conference Recommendation: 2 Additional Permanent Judgeships and Convert 1 Temporary Judgeship to Permanent

2015 Judicial Conference Recommendation: Convert 1 Temporary Judgeship to Permanent



District of Nevada

12 Months Ended	Total	Business	Non-business	Ch 7	Ch 11	Ch 13	Adv Proc	Authorized Judgeships	Weighted Filings per Currently Authorized Judgeship	
									Current	Losing 1
9/30/1996	9,580	400	9,180	6,913	168	2,494	467	3	962	1,282
9/30/1997	12,896	429	12,467	9,160	175	3,556	466	3	1,132	1,510
9/30/1998	15,221	443	14,778	11,034	169	4,016	452	3	1,213	1,617
9/30/1999	15,043	315	14,728	11,059	107	3,872	599	3	1,206	1,608
9/30/2000	14,182	316	13,866	10,348	130	3,702	542	3	1,213	1,618
9/30/2001	17,265	443	16,822	12,808	234	4,222	488	3	1,571	2,095
9/30/2002	19,095	447	18,648	14,000	312	4,782	636	3	1,953	2,604
9/30/2003	20,689	328	20,361	15,485	140	5,062	748	3	1,606	2,141
9/30/2004	18,397	276	18,121	14,281	120	3,996	648	3	1,371	1,828
9/30/2005	18,220	310	17,910	14,767	115	3,338	447	4	1,223	1,631
9/30/2006	12,759	214	12,545	10,535	82	2,142	394	4	851	1,135
9/30/2007	9,445	273	9,172	5,747	103	3,595	368	4	1,010	1,347
9/30/2008	16,756	436	16,320	11,264	166	5,324	584	4	1,661	2,215
9/30/2009	27,560	881	26,679	19,790	383	7,386	487	4	2,601	3,468
9/30/2010	30,637	1,015	29,622	22,931	484	7,221	628	4	3,185	4,246
9/30/2011	26,239	1,018	25,221	19,942	482	5,810	500	4	2,827	3,769
9/30/2012	19,434	690	18,744	15,299	378	3,755	472	4	2,010	2,681
9/30/2013	14,483	547	13,936	11,781	283	2,417	373	4	1,508	2,010
9/30/2014	11,676	432	11,244	9,556	224	1,889	273	4	1,256	1,675
9/30/2015	9,902	400	9,502	7,824	194	1,884	276	4	1,072	1,430
9/30/2016	9,063	302	8,761	6,958	203	1,897	213	4	1,045	1,394



Middle District of Florida

Authorized Judgeships	
Permanent:	8
Temporary:	-
Total Authorized:	8

2017 Conference Recommendation	
Additional Judgeships:	1
Conversions:	-
Extensions:	-

Summary: One additional judgeship would reduce weighted filings to 1,301 per judgeship, 13 percent under the 1,500 threshold. Given the caseload and other factors, there is sufficient basis to support a recommendation for one additional permanent judgeship.

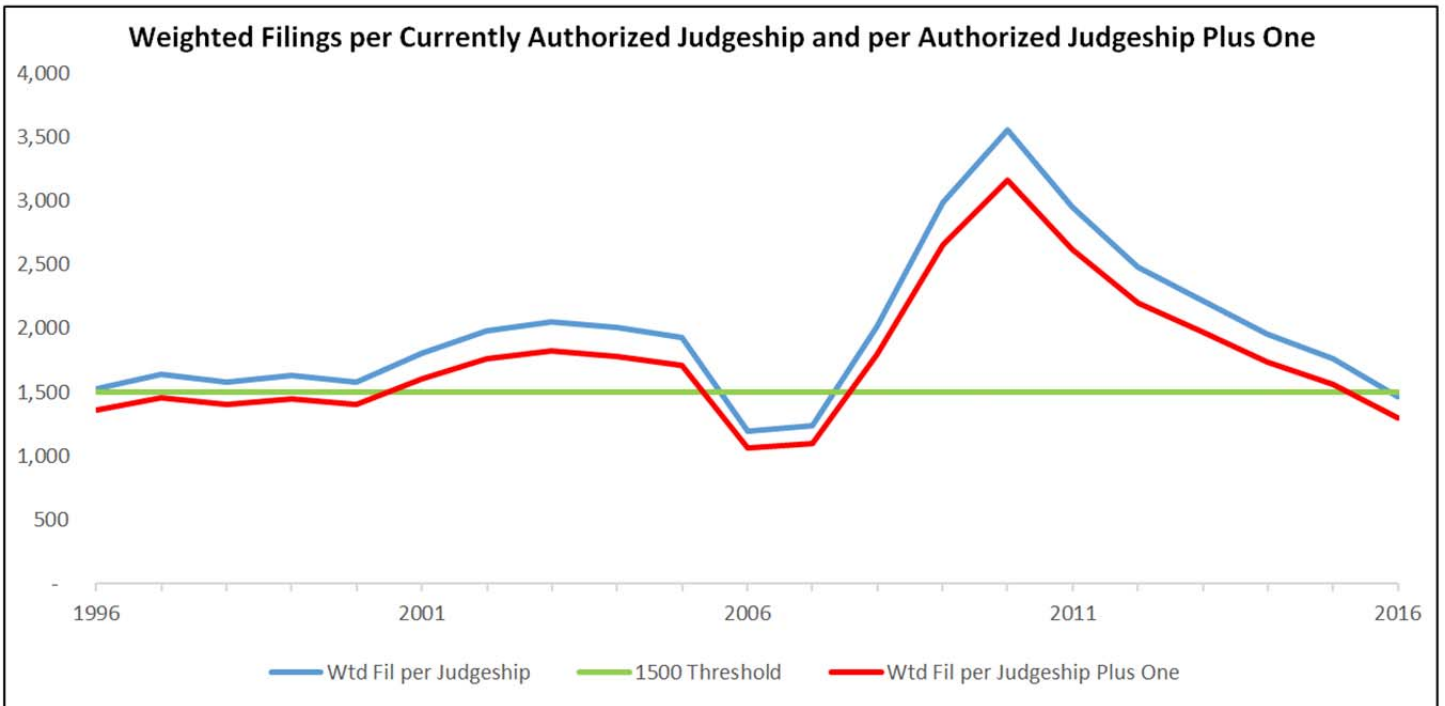
Current Authorized Judgeships: 8 Permanent

History of Judgeship Authorizations: 2 Permanent in 1984, Pub. L. No. 98-353
 2 Permanent in 1986, Pub. L. No. 99-554
 4 Permanent in 1992, Pub. L. No. 102-361

Recalled Judges: 1

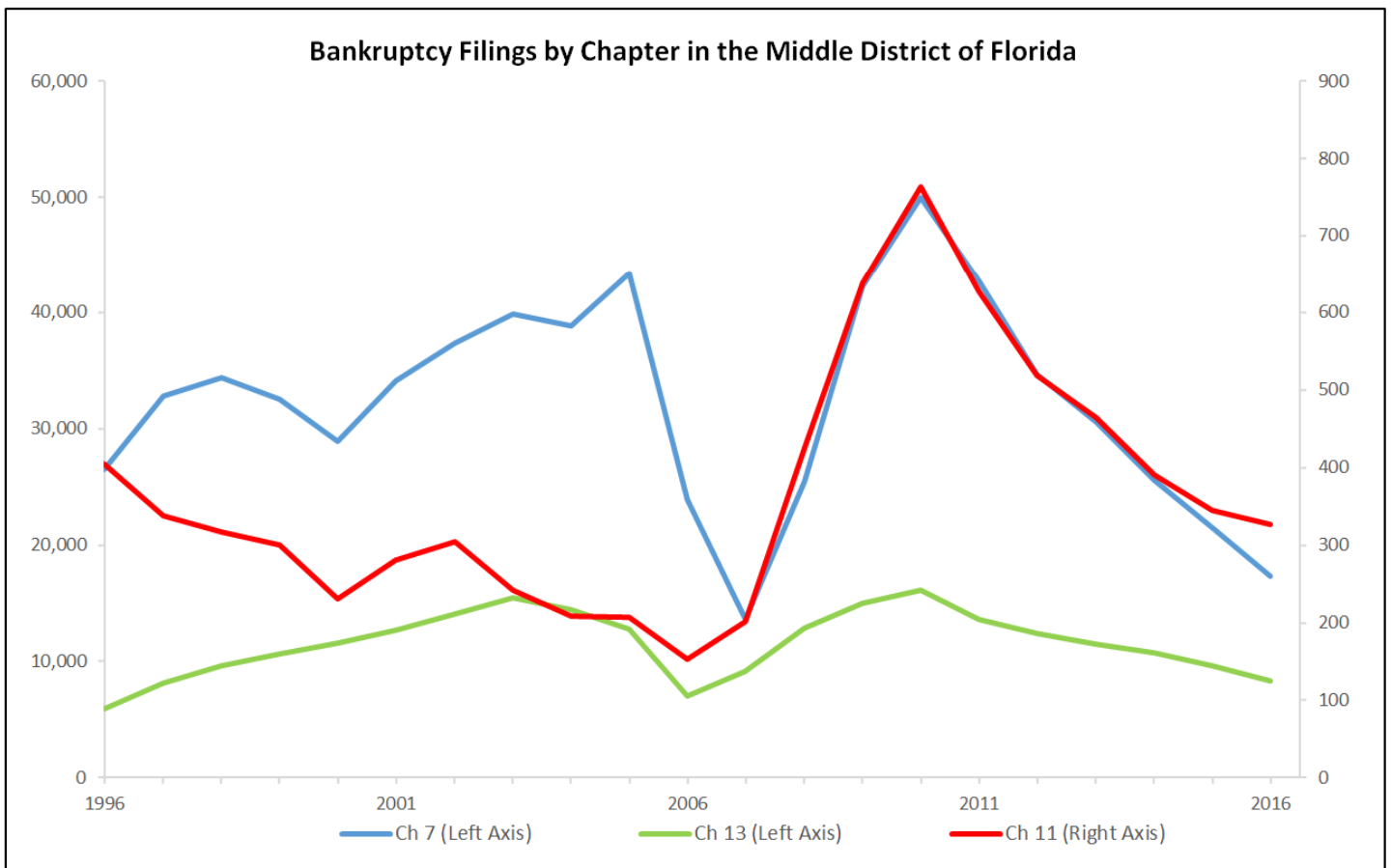
2013 Judicial Conference Recommendation: 4 Additional Permanent Judgeships

2015 Judicial Conference Recommendation: 2 Additional Permanent Judgeships



Middle District of Florida

12 Months Ended	Total	Business	Non-business	Ch 7	Ch 11	Ch 13	Adv Proc	Authorized Judgeships	Weighted Filings per Currently Authorized Judgeship	
									Current	Adding 1
9/30/1996	32,839	1,154	31,685	26,507	404	5,905	2,356	8	1,530	1,360
9/30/1997	41,253	1,213	40,040	32,785	338	8,119	2,167	8	1,642	1,459
9/30/1998	44,363	1,137	43,226	34,415	317	9,623	1,403	8	1,582	1,406
9/30/1999	43,468	1,005	42,463	32,476	300	10,678	1,430	8	1,630	1,449
9/30/2000	40,717	804	39,913	28,923	230	11,561	1,521	8	1,581	1,405
9/30/2001	47,017	973	46,044	34,075	280	12,657	1,594	8	1,802	1,601
9/30/2002	51,706	961	50,745	37,314	304	14,085	1,687	8	1,982	1,761
9/30/2003	55,617	709	54,908	39,873	242	15,494	1,731	8	2,048	1,821
9/30/2004	53,535	509	53,026	38,842	209	14,482	1,872	8	2,003	1,780
9/30/2005	56,332	771	55,561	43,348	207	12,776	1,650	8	1,924	1,710
9/30/2006	31,092	733	30,359	23,872	153	7,062	1,302	8	1,198	1,065
9/30/2007	23,027	883	22,144	13,657	202	9,162	1,102	8	1,239	1,101
9/30/2008	38,725	1,968	36,757	25,432	425	12,863	1,273	8	2,020	1,795
9/30/2009	57,956	2,989	54,967	42,264	638	15,027	2,498	8	2,983	2,652
9/30/2010	66,881	2,995	63,886	49,952	763	16,124	2,359	8	3,558	3,163
9/30/2011	56,972	2,494	54,478	42,692	627	13,635	2,850	8	2,950	2,622
9/30/2012	47,513	2,028	45,485	34,611	518	12,367	2,360	8	2,477	2,202
9/30/2013	42,512	1,747	40,765	30,528	464	11,505	2,118	8	2,217	1,971
9/30/2014	36,694	1,408	35,286	25,526	391	10,754	1,896	8	1,951	1,734
9/30/2015	31,459	1,227	30,232	21,459	345	9,637	1,818	8	1,760	1,564
9/30/2016	25,944	1,013	24,931	17,282	326	8,317	1,367	8	1,463	1,301



Southern District of Florida

Authorized Judgeships	
Permanent:	5
Temporary:	2
Total Authorized:	7

2017 Conference Recommendation	
Additional Judgeships:	-
Conversions:	2
Extensions:	-

Summary: The loss of the two temporary judgeships would cause weighted filings to rise to 1,680 per judgeship, 12 percent above the 1,500 per judgeship threshold. As a result, there is sufficient justification to recommend conversion of the two existing temporary judgeship to permanent status.

Current Authorized Judgeships: 5 Permanent and 2 Temporary

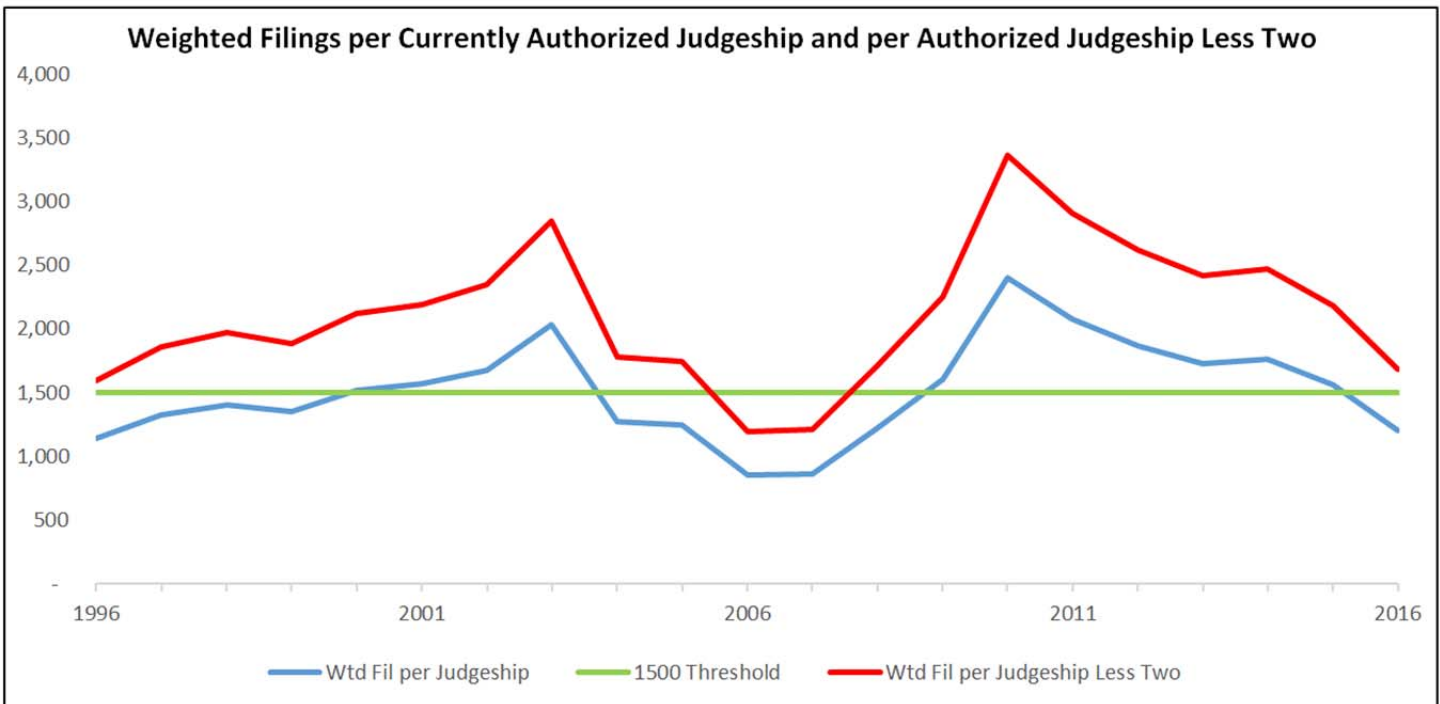
History of Judgeship Authorizations: 3 Permanent in 1984, Pub. L. No. 98-353
2 Permanent in 1992, Pub. L. No. 102-361
2 Temporary in 2005, Pub. L. No. 109-8

Lapse Date for Temporary Judgeships: May 25, 2017

Recalled Judges: None

2013 Judicial Conference Recommendation: 1 Additional Permanent Judgeship and Convert 2 Temporary Judgeships to Permanent

2015 Judicial Conference Recommendation: Convert 2 Temporary Judgeships to Permanent



Southern District of Florida

12 Months Ended	Total	Business	Non-business	Ch 7	Ch 11	Ch 13	Adv Proc	Authorized Judgeships	Weighted Filings per Currently Authorized Judgeship		
									Current	Losing 1	Losing 2
9/30/1996	19,235	757	18,478	15,094	307	3,822	1,487	5	1,143	1,333	1,600
9/30/1997	24,867	774	24,093	18,876	331	5,654	1,346	5	1,326	1,547	1,856
9/30/1998	28,476	751	27,725	21,400	295	6,776	1,360	5	1,407	1,642	1,970
9/30/1999	29,080	624	28,456	21,329	213	7,533	1,274	5	1,346	1,571	1,885
9/30/2000	27,598	619	26,979	19,595	236	7,762	1,705	5	1,514	1,766	2,119
9/30/2001	30,572	724	29,848	21,545	320	8,706	1,099	5	1,566	1,827	2,192
9/30/2002	32,230	840	31,390	22,789	323	9,115	1,432	5	1,674	1,953	2,344
9/30/2003	32,812	862	31,950	22,996	245	9,564	2,894	5	2,032	2,371	2,845
9/30/2004	28,000	599	27,401	21,515	166	6,316	1,340	5	1,273	1,485	1,782
9/30/2005	30,907	528	30,379	25,735	138	5,028	1,403	7	1,244	1,451	1,741
9/30/2006	17,396	451	16,945	14,652	111	2,633	1,275	7	851	993	1,191
9/30/2007	10,857	669	10,188	7,451	230	3,172	949	7	863	1,007	1,208
9/30/2008	18,562	1,314	17,248	13,424	323	4,809	829	7	1,221	1,424	1,709
9/30/2009	27,683	1,493	26,190	20,672	261	6,744	1,273	7	1,606	1,874	2,249
9/30/2010	39,160	1,702	37,458	28,752	378	10,020	3,184	7	2,404	2,804	3,365
9/30/2011	38,404	1,411	36,993	28,260	354	9,778	1,810	7	2,079	2,425	2,910
9/30/2012	32,802	1,085	31,717	23,288	317	9,196	1,547	7	1,871	2,183	2,620
9/30/2013	31,996	1,000	30,996	21,435	301	10,253	1,008	7	1,730	2,018	2,421
9/30/2014	30,424	778	29,646	17,935	294	12,183	1,015	7	1,762	2,056	2,467
9/30/2015	24,728	679	24,049	13,934	275	10,515	912	7	1,557	1,816	2,180
9/30/2016	19,317	631	18,686	10,149	279	8,883	672	7	1,200	1,400	1,680

